




Touch of Grace

# Grace Bright

Complexity: **Moderate** | Topcoating: **Traffic HD XM**  
Brushing: **Required** | Finish: **Extra matte**

A delicate grey finish with the wooden feel preserved through brushing and painting.

Grace Bright applied on brushed white oak.  
Results will vary depending on the colour and type of your original wood floor.

Products used	
	
1x Bona Classic	2x Bona Decor Paint Light Grey
	
1x Bona Traffic HD XM	

Directions	Drying time
1. Prepare the floor and end the sanding with grit 120.	
2. Apply Bona Classic using a roller or other suitable applicator (approx. 8-10 m <sup>2</sup> /lit).	1-2 h
3. Apply paint using a Bona Microfiber Roller 5 mm and let dry.	2-3 h
4. Make a light intermediate abrasion to reduce any grain raise using Bona Diamond Abrasives grit 120. Vacuum or dust wipe.	
5. If required, for complete hiding, apply a second coat of paint and let dry.	2-3 h
6. Protect surface with Bona Traffic HD XM.	6-12 h
7. An additional coat of lacquer may be needed in high traffic areas.	

#### Other information

- For lower wear resistance requirements, another non-yellowing lacquer such as Bona Novia or Bona Traffic can be used.
- In high traffic areas, consider ending with two layers of Bona Traffic HD.

#### Special considerations

Brushing is required so as to preserve some of the wood feeling.

This guide describes the overall treatment process of wooden floors and does not replace technical and safety datasheets, that are subject to change, and must be observed prior to use. The drying times suggested are typical drying times at 20°C/60% RH, and must be adjusted to local indoor climate conditions.